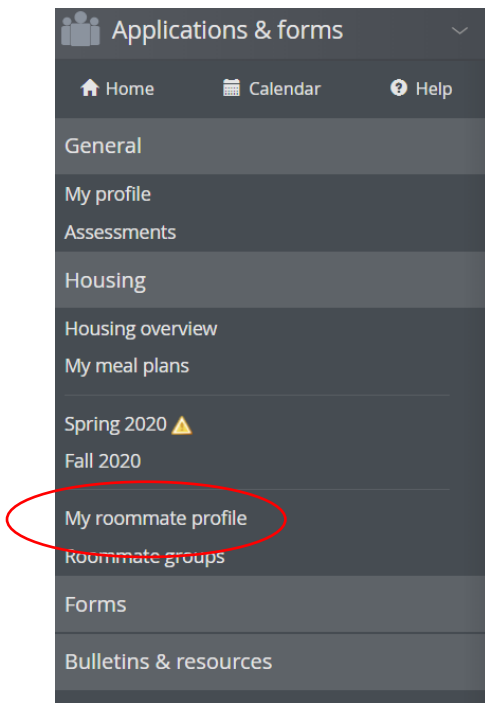


1. Login to the [housing website](#).
2. On the left hand toolbar, click “My roommate profile.”



3. Under the Roommate Profile screen, check the “Turn on my profile” box.

## Roommate profile

Please fill out the following profile information. This information will be used to help connect you with the possible roommates. Only those students who have completed an application form will be able to view this information.

Turn on my profile

This will make your profile viewable by other applicants. If you disable it, applicants will not be able to see you and you will not be able to see them. If you disable it, your contacts will still be able to view your profile.

4. Complete the required profile fields and any optional fields of your choosing. You may also upload a profile photo.



Change photo

No file chosen

What name would you like other applicants to see when viewing your public profile? \*

Dominic

It's time to get creative. Give an elevator pitch about yourself. How would you describe yourself in one sentence?

<type elevator pitch her

Other applicants will be able to see this when they see a list of possible roommates.

Care to elaborate? Tell us more.

<write a statement about yourself>

This text will be shown when applicants view your profile.

5. Decide which fields you would like to be viewable to other applicants/potential roommates.

Viewable housing application fields









Let us know what information you'd like to share from your housing application.

Field	All applicants	My contacts	Private
First name	<input checked="" type="radio"/>	<input type="radio"/>	
Middle name	<input type="radio"/>	<input type="radio"/>	<input checked="" type="radio"/>
Last name	<input checked="" type="radio"/>	<input type="radio"/>	
Class	<input checked="" type="radio"/>	<input type="radio"/>	<input type="radio"/>
Major	<input checked="" type="radio"/>	<input type="radio"/>	<input type="radio"/>
Are you an NCAA Athlete?	<input type="radio"/>	<input type="radio"/>	<input checked="" type="radio"/>
LQ - Which of the following statements best describes you?	<input checked="" type="radio"/>	<input type="radio"/>	<input type="radio"/>
LQ - When do you usually go to bed on weeknights (Sunday - Thursday)?	<input checked="" type="radio"/>	<input type="radio"/>	<input type="radio"/>
LQ - When do you usually go to bed during the weekend (Friday & Saturday)?	<input checked="" type="radio"/>	<input type="radio"/>	<input type="radio"/>
LQ - Which of the following statements best describes the type of sleeper you are?	<input checked="" type="radio"/>	<input type="radio"/>	<input type="radio"/>
LQ - How important is it that your room be kept neat and clean?	<input checked="" type="radio"/>	<input type="radio"/>	<input type="radio"/>
LQ - Although smoking and the use of tobacco products is prohibited on campus and in the residence halls, are you a smoker?	<input checked="" type="radio"/>	<input type="radio"/>	<input type="radio"/>
LQ - How do you feel about groups of people socializing in your room?	<input checked="" type="radio"/>	<input type="radio"/>	<input type="radio"/>
LQ - How do you feel about your roommate's significant other frequently spending time in your room?	<input checked="" type="radio"/>	<input type="radio"/>	<input type="radio"/>
LQ - When studying in your room, how much noise are you okay with?	<input checked="" type="radio"/>	<input type="radio"/>	<input type="radio"/>
LQ - How often do you plan on going home?	<input type="radio"/>	<input type="radio"/>	<input checked="" type="radio"/>

6. Lastly, indicate how you would like other applicants/potential roommates to get in touch with you. Click "Save" when done.

How would you like your contacts to communicate with you?

This system does not provide a way for you to communicate with your contacts. We'll leave that to social media and email. To help facilitate communication, let us know your preferred methods. These will only be viewable by your approved contacts.

 phone or text	<input type="text"/>
 email	<input type="text" value="reslife@uscience.edu"/>
 facebook	<input type="text"/>
 Twitter	<input type="text"/>
 tumblr.	<input type="text"/>
 Pinterest	<input type="text"/>
 Instagram	<input type="text"/>
 other	<input type="text"/>

Save

7. Once you complete a roommate profile and make it visible, you will be able to search for other applicants/potential roommates by clicking the "Roommate Search" link on the left hand toolbar.

